



Personal Chef
Emily

By Klara Schmitt

Table of Contents

Project Statement..... 3
Target Audience..... 3
Technical Notes..... 4
Wireframes..... 6
DesignComps..... 8
Templates..... 10



Personal Chef
Emily

Project Statement

The purpose is to promote Ms. Emily Fox's Personal Chef business and provide information on the range of services she offers. It should provide information about her credentials, recommendations from customers, information on products and services, in a clean, crisp format that suggests professionalism, stands out from local competition, and catches the viewer's eye. She also needs a web site that she can upload her own images to and would be able to edit in the future without any knowledge of HTML, CSS, or PHP.

Target Audience

Emily seeks to capitalize on a number of markets. Geographically, she caters to the Washington Metropolitan area. Her chef services are targeted towards working professionals who are too busy to cook and want a healthier alternative to take-out or regularly going to restaurants. These individuals may be a little affluent. Gift baskets are customized for new mothers, picnickers, or anyone trying to save a little time packing a meal for an outing. Classes are offered for those who would like to learn a new skill or some unique cooking strategies. Emily can also bake cakes, pastries, brownies, and other sweets for parties, graduations, and other social functions wherein individuals may not feel like baking the goods themselves, but want something a step-up from grocery store items.



Personal Chef
Emily

Technical Notes

The following modules were utilized in this project:

Administration Menu

This was a purely technical back-end element used for easier movement through the content management system with a more visible navigation system.

Contact Form

The contact form included with the core Drupal modules was used as the primary means for viewers to get in touch immediately from the site with Emily.

Path

This core Drupal module cleans up URLs thus making it easier for viewers to bookmark and remember a page and determine which page they are on.

Image Cache, Image API, and Image Cache UI

These modules were all required by the WYSIWYG image uploader, which allows inline uploading of images to FCKEditor in pages (it does not work in blocks) and may be used by IMCE as well.

FCKEditor

Both the module and the library are required. The library allows users to edit their web site with a WYSIWYG editor that includes basic tools such as bold, italic, paragraph, font color, font size, alignment, along with other styles without knowing any HTML, CSS, or PHP. The module is required for IMCE WYSIWYG API Bridge. It isn't actually enabled.



Personal Chef
Emily

Technical Notes

IMCE

This image uploading module allows presetting of thumbnail sizes that images can be automatically resized upon uploading, which options to save both the original and the newly sized image and overwrite existing images with the same name. This module also works in blocks.

IMCE WYSIWYG API Bridge

This is required to connect the IMCE module with FCKEditor's image upload/browse tool.

Slideshow CS

This slideshow module was used on the main page to catch the viewer's attention by displaying close-up photos of food items that Emily has cooked. This hopefully encourages the viewer to venture further into the site. Slideshow CS is nice because it can simply grab all the images in a folder and Emily can use IMCE to load the images into the folder. Slideshow CS also allows custom settings of positioning and transitions between each image such as how long each image is on screen and whether you want all images in the folder to be shown.

jQuery plugins, jQuery UI, jQuery Update

These are required by Slideshow CS for some of the custom transitions.

jQuery UI Dialog API, WYSIWYG Image Upload, WYSIWYG Image Upload Browser, WYSIWYG Image upload migration tool

These modules are all interconnected in the ability to upload inline images to FCKEditor.



Personal Chef
Emily

WireFrame - Node/2

980 px

Logo

Emily Fox
000-000-0000
info@personalcheffamily.com

[Home](#) [Services](#) [Sample Menu](#) [Gifts](#) [Parties & Classes](#) [About Your Chef](#) [FAQ](#) [Testimonials](#) [Contact](#)

WELCOME

Slideshow

Emily is a personal chef who will cater to your desired dietary needs and wants. Based on a personal consultation, she will be plan your customized menu each week. Then you and Emily will decide a on a day when she can come to your home and prepare your meals. On...

Copyright © 2010 Emily Fox • 000-000-0000 • info@personalcheffamily.com



Personal Chef
Emily

WireFrame - Node

980 px



Logo

Emily Fox
000-000-0000
info@personalcheffamily.com

[Home](#) [Services](#) [Sample Menu](#) [Gifts](#) [Parties & Classes](#) [About Your Chef](#) [FAQ](#) [Testimonials](#) [Contact](#)

Services

Your personal chef service will include:

- Customized menu planning
- Grocery shopping
- In-home meal preparation
- Storage

Our service is personalized to fit each individual's needs and desires, but here are a couple of our most popular packages:

> Traditional Service: 5 entrees for 4 people, 20 meals -- \$400...



store.jpg



pans.jpg

Copyright © 2010 Emily Fox • 000-000-0000 • info@personalcheffamily.com



Personal Chef
Emily

Design Comp - Node/2



Personal Chef,
Emily


Emily Fox
000-000-0000
info@personalchefamily.com

[Home](#) [Services](#) [Sample Menu](#) [Gifts](#) [Parties & Classes](#) [Baking & Pastry](#) [About Your Chef](#) [FAQ](#) [Testimonials](#) [Contact](#)

WELCOME



Emily is a personal chef who will cater to your desired dietary needs and wants. Based on a personal consultation, she will be plan your customized menu each week. Then you and Emily will decide a on a dav when she can come to your home and prepare your meals. On that dav. she will go shopping for



Personal Chef,
Emily

Design Comp - Node



Personal Chef
Emily

Emily Fox
000-000-0000
info@personalchefamily.com

[Home](#) [Services](#) [Sample Menu](#) [Gifts](#) [Parties & Classes](#) [Baking & Pastry](#) [About Your Chef](#) [FAQ](#) [Testimonials](#) [Contact](#)

Sample Menu

Chicken

- *Moo Shu Chicken*: A stir fry made with fresh chicken, bok choy, nappa cabbage, carrots, bean sprouts, and bamboo in an Asian black bean sauce, served with whole wheat tortillas.
- *Sweet Blackberry Chicken and Rice*: Chicken marinated in lemon juice, blackberry preserves, soy sauce, and garlic. Served with cooked grapes and white rice.
- *Chicken Stew and Puff Pastry*: Chicken broth with roasted chicken, carrots, green beans, peas, and potatoes topped with a flaky puff pastry.



Beef/ Pork

- *Stuffed Pork Chops with Grilled Apples*: Celery, cornbread, and Macintosh apples are combined into a tasty stuffing that tops the pork chops. Served with grilled apples lightly seasoned with olive oil, salt, and pepper.
- *Cheese Steak Subs*: Sliced beef sautéed with onions and peppers with melted American cheese goes between hearty sub rolls
- *Teriyaki Pork Tenderloin*: A juicy, tender pork tenderloin marinated in a soy, garlic, and brown sugar sauce.

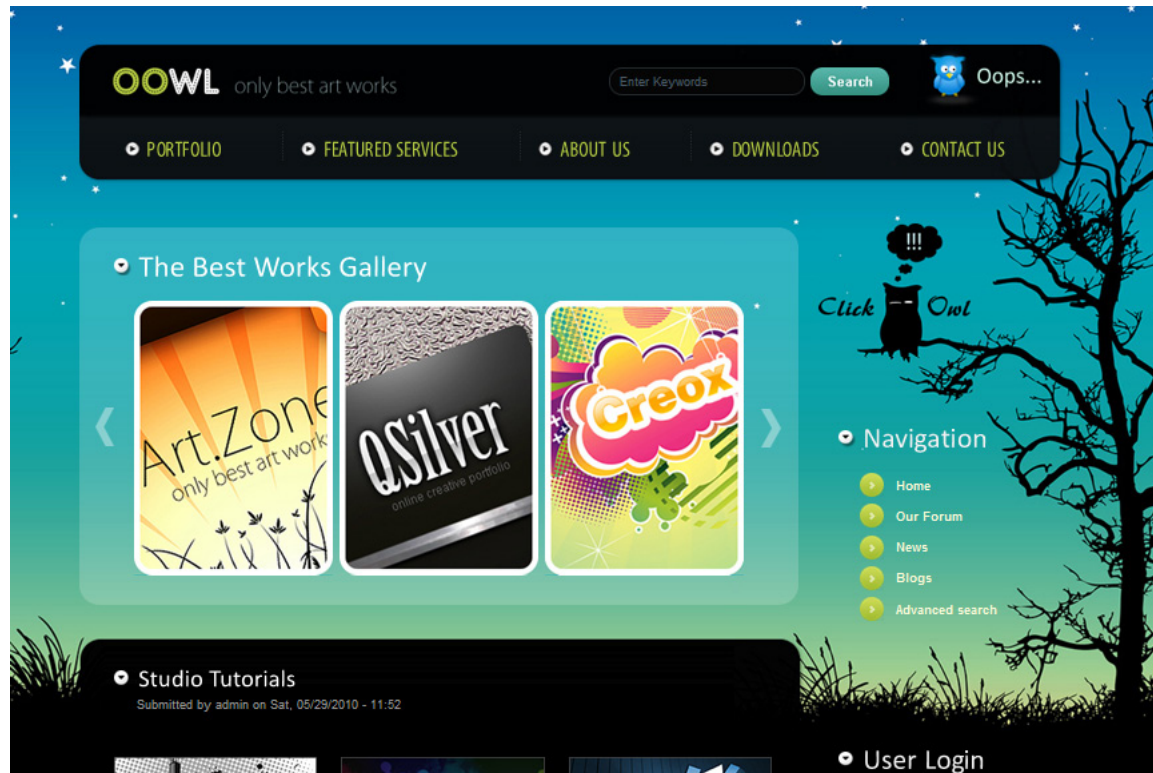


Seafood



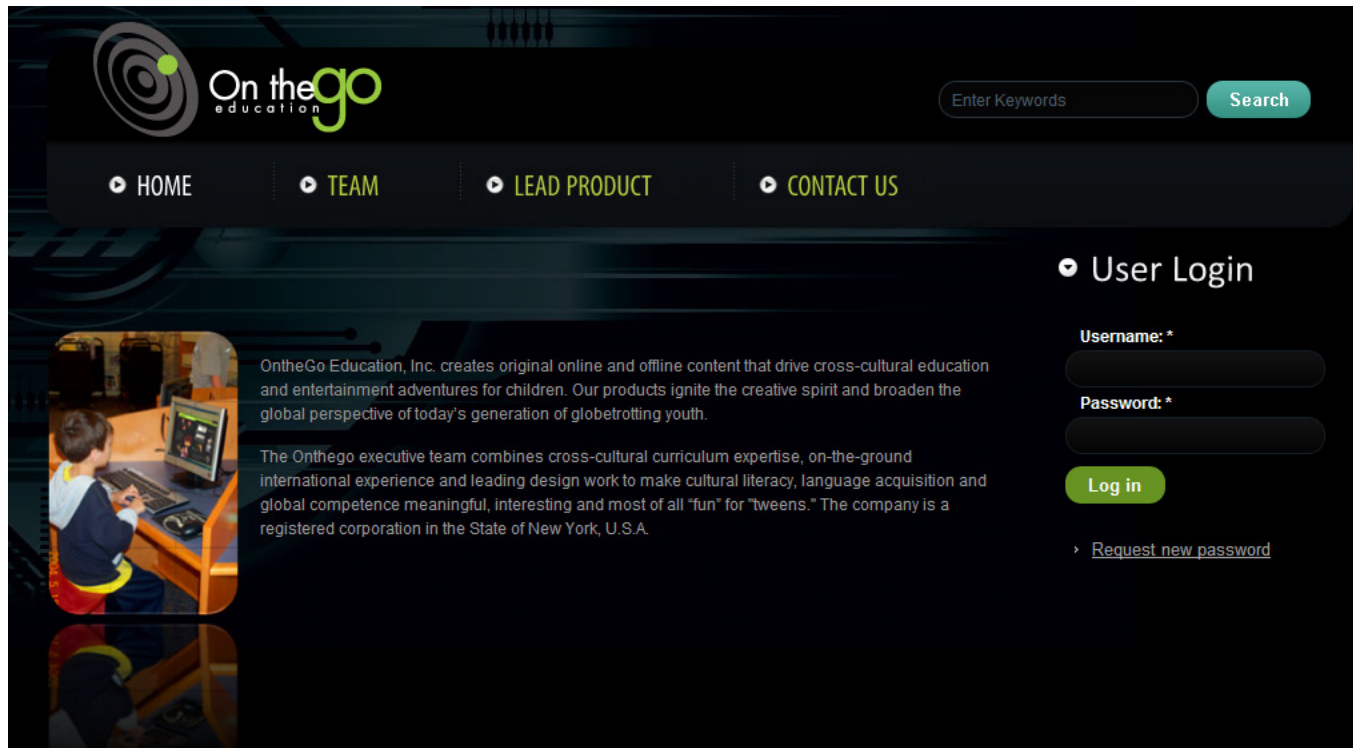
Personal Chef
Emily

Project #2 - Template Modification (original)



Personal Chef
Emily

Project #2 - Template Modification (modified)



The screenshot displays the OntheGo Education website interface. At the top left is the logo for "On the go education". To the right of the logo is a search bar with the placeholder text "Enter Keywords" and a "Search" button. Below the logo and search bar is a navigation menu with four items: "HOME", "TEAM", "LEAD PRODUCT", and "CONTACT US". The "LEAD PRODUCT" item is highlighted in green. Below the navigation menu is a main content area. On the left side of this area is a photograph of a young child sitting at a desk, using a laptop. To the right of the photograph is a text block that reads: "OntheGo Education, Inc. creates original online and offline content that drive cross-cultural education and entertainment adventures for children. Our products ignite the creative spirit and broaden the global perspective of today's generation of globetrotting youth." Below this text is another paragraph: "The Onthego executive team combines cross-cultural curriculum expertise, on-the-ground international experience and leading design work to make cultural literacy, language acquisition and global competence meaningful, interesting and most of all 'fun' for 'tweens.' The company is a registered corporation in the State of New York, U.S.A." On the right side of the main content area is a "User Login" section. It contains two input fields labeled "Username: *" and "Password: *", a "Log in" button, and a link that says "> [Request new password](#)".

<http://onthegoeducation.awardspace.us>



Personal Chef
Emily